

# Theatre Virtual Learning

**Theatre Design & Production &  
Advanced Theatre Design & Production  
Give My Regards to Broadway**

**Date: April 23, 2020**



Lesson: April 23, 2020

**Objective/Learning Target:**

Students will develop a product based off the Broadway musical or play they researched.




# Give My Regards to Broadway

## Let's Get Started / Warm Up Activities:

Broadway Trivia: Let's Test Our Knowledge and Have Some Fun!!!

Click on the following title:

[Can You Name These 19 Broadway Stars From Their Early Playbill Bios?](#)



# Lesson/Activity

BROADWAY.COM


[Broadway.Com](https://www.broadway.com)

## Lesson Steps:

First, review the notes you took from yesterday on the current musical or play on Broadway that you would like to attend.

Today, you will explore this play or musical further by choosing one of the practice projects to complete!





# Practice: Choose one of the following tasks to complete:


## 1. Awesome Advertising!

For your play or musical, make a production poster advertising the show. If you like to draw, you may choose to do your own design that includes a graphic, title of show, authors, and theatre it is showing at. If you like to do photo editing, you may take the actual production poster and recreate it using items in your home available to you and editing software.

## 2. Playbill Perfection!

For your play or musical choice develop a Playbill that includes a title page with graphic, a cast list with characters and actors, a crew list with designers and technicians, an “about the story” page, and an “about the designer” page (you may choose the designer of lights, sound, set, or costumes).

[Playbill Resource One](#), [Playbill Resource Two](#), [Playbill Resource Three](#)



Just for FUN....  
which shows do  
you think should  
be nominated for  
Tony Awards this  
year?

